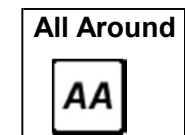
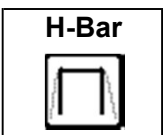
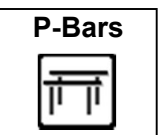
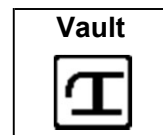
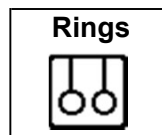


# 2019 LG LO+LDO MAG



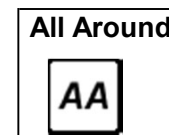
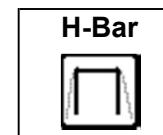
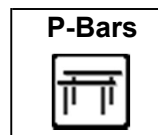
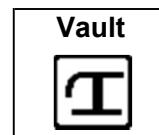
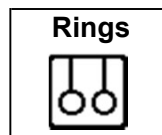
National & International gymnasts

Westminster

No	Name	Club	Comp	D	FX		D	PH		D	SR		D	VT1		D	PB		D	HB		AA		
276	Joe	Fraser	City of Birmingham Gym	Westminster	5.8	13.900	7	6.0	13.300	6	5.8	14.150	1	5.2	14.200	6 =	6.2	14.100	5	5.7	14.250	1	83.900	1
273	James	Hall	Pegasus Gymnastics	Westminster	5.7	14.150	5	5.9	14.300	2	5.6	14.000	2	5.2	14.200	6 =	6.1	14.850	1	5.0	11.650	24	83.150	2
282	Giarnni	Regini-Moran	Europa Gym Centre	Westminster	5.8	12.350	21	5.3	12.700	11	4.6	13.000	9	5.6	14.500	2	6.3	14.750	2	5.2	13.750	2	81.050	3
274	Joshua	Nathan	City of Birmingham Gym	Westminster	5.5	13.050	16 =	6.4	14.050	3	4.1	12.900	10	4.8	13.500	16	5.4	13.650	8	4.7	13.350	5	80.500	4
245	Jamie	Lewis	Woking Gymnastics	Westminster	5.8	13.900	8	5.0	12.150	20	5.0	13.800	3	5.2	14.300	4	5.0	13.000	17	5.1	13.200	6	80.350	5 =
275	Dominick	Cunningham	City of Birmingham Gym	Westminster	6.1	14.650	1	5.1	12.650	12 =	5.6	12.750	15	5.0	13.750	11 =	5.2	13.450	13	4.9	13.100	8	80.350	5 =
249	Kenya	Kosakai	Niigata University of Management	Westminster	5.1	13.700	10	4.3	12.400	15	5.3	13.200	7	5.2	14.400	3	5.4	13.450	12	4.5	13.150	7	80.300	7
284	Jake	Jarman	Huntingdon Olympic Gymnastics	Westminster	6.1	14.100	6	5.2	13.200	7	4.4	12.000	23	5.6	15.250	1	5.5	13.500	11	4.8	12.200	17 =	80.250	8
268	Joe	Cemlyn-Jones	Falcons Gym Academy	Westminster	5.6	13.850	9	5.1	12.650	12 =	5.1	13.300	6	4.8	13.750	11 =	5.0	13.700	7	4.6	12.900	9	80.150	9
272	Frank	Baines	Pegasus Gymnastics	Westminster	5.7	14.350	3	5.7	13.000	8	4.2	12.400	19	5.2	12.750	29	5.8	14.400	3	5.4	12.800	10	79.700	10
279	Hamish	Carter	University of Illinois	Westminster	5.4	11.650	26	4.8	12.800	10	4.5	13.300	5	4.8	13.750	11 =	5.2	14.000	6	5.2	13.600	3	79.100	11
242	Pietro	Giachino	Norwegian Gymnastics Federation	Westminster	5.2	13.250	13 =	5.0	12.950	9	4.5	12.800	13 =	4.0	13.100	23	5.1	13.550	10	5.5	12.750	11	78.400	12
243	Stian	Skjerahaug	Norwegian Gymnastics Federation	Westminster	5.6	14.400	2	5.3	11.950	21	4.5	12.850	11	4.8	12.900	27 =	5.1	13.650	9	4.5	11.850	22	77.600	13 =
248	Shintaro	Orita	Niigata University of Management	Westminster	5.0	13.050	16 =	4.6	11.400	26	5.1	13.200	8	4.8	13.200	20	4.9	13.250	14	4.8	13.500	4	77.600	13 =
241	Odin	Kalvoe	Norwegian Gymnastics Federation	Westminster	5.4	13.600	12	4.9	11.850	23	3.7	12.050	22	4.8	13.300	18	4.4	13.150	15 =	4.0	12.450	16	76.400	15
234	Reiss	Beckford	South Essex Gymnastics	Westminster	5.4	12.050	23 =	4.7	12.450	14	5.1	12.800	13 =	4.6	13.400	17	5.4	14.250	4	4.6	10.250	32	75.200	16
247	Elliott	Cooper	City Of Manchester	Westminster	4.5	12.650	18	4.6	12.200	19	5.4	12.450	17	4.8	13.150	22	5.0	11.600	28	4.4	12.150	19	74.200	17
281	Josh	Cook	YMCA Barry Gymnastics	Westminster	5.6	12.550	19	4.9	11.800	24	4.8	12.150	20	5.2	13.650	14	4.7	10.950	32	4.8	12.000	20	73.100	18
250	Kazuki	Ishihara	Niigata University of Management	Westminster	4.9	11.600	27	4.6	11.750	25	4.5	11.050	27	4.8	13.250	19	4.5	11.750	25 =	4.3	12.200	17 =	71.600	19
251	Kelvin	Cham	City of Glasgow	Westminster	5.3	13.600	11	4.0	9.250	35	4.4	12.400	18	4.0	13.050	24	4.8	10.100	35	3.7	12.750	12	71.150	20
278	Michael	O'Neill	Heathrow Gym	Westminster	4.3	11.200	30	3.4	11.250	27	3.6	11.500	25	4.0	12.950	26	3.5	12.250	21	2.8	11.200	27	70.350	21
253	Adam	Logan	City of Glasgow	Westminster	4.7	12.450	20	3.2	10.450	31	3.3	10.300	30	4.8	13.550	15	3.5	11.750	25 =	3.3	11.200	28	69.700	22
265	Adam	Rusgnach	New South Wales	Westminster	4.4	10.600	31	4.7	11.900	22	3.9	10.550	28	3.2	12.100	31	3.8	11.700	27	4.2	10.850	29	67.700	23
257	Scott	Young	Gymnastics Victoria	Westminster	3.7	11.650	25	2.4	9.650	34	3.5	10.200	31	3.2	11.850	35	3.1	11.350	30	3.2	11.750	23	66.450	24
259	Phil	Stewart	Gymnastics Victoria	Westminster	4.5	9.600	35	3.5	11.100	28	4.1	9.050	32	3.2	12.250	30	3.7	12.150	23	3.8	11.300	26	65.450	25
254	Cameron	Aird	Regent Gym	Westminster	3.4	11.450	28 =	2.8	8.550	36	3.4	11.450	26	3.2	11.300	36	2.5	10.800	33	2.7	10.700	30	64.250	26
266	Rasmus	Breth-Peterson	New South Wales	Westminster	3.9	10.300	34	2.7	7.750	37	3.1	10.500	29	3.2	12.050	32	3.2	11.500	29	3.5	11.900	21	64.000	27
258	William	Shurey	Gymnastics Victoria	Westminster	3.9	10.500	33	4.4	9.850	33	3.4	8.450	33	2.8	11.850	34	3.6	11.150	31	3.1	9.950	34	61.750	28
238	Owen	Print	Rugby Gymnastics	Westminster	5.5	13.200	15	0.0	0.000	38 =	5.4	11.600	24	5.2	13.050	25	4.3	12.350	19 =	3.0	10.100	33	60.300	29
263	Joseph	D'Souza-Bullman	New South Wales	Westminster	4.7	11.450	28 =	0.0	0.000	38 =	4.1	12.100	21	4.8	12.900	27 =	2.9	10.600	34	3.1	11.350	25	58.400	30
277	Donell	Osbourne	City of Birmingham Gym	Westminster	5.2	12.050	23 =	0.0	0.000	38 =	4.4	12.600	16	5.2	14.100	8 =	0.0	0.000	37 =	4.6	12.700	13	51.450	31
252	David	Weir	City of Glasgow	Westminster	0.0	0.000	36 =	3.2	11.050	30	2.1	4.100	34	4.8	13.850	10	3.8	8.650	36	3.6	12.550	15	50.200	32
280	Emil	Barber	Swansea Gymnastics Centre	Westminster	5.5	12.250	22	4.5	12.400	16 =	0.0	0.000	35 =	5.2	13.200	21	4.0	12.000	24	0.0	0.000	35 =	49.850	33
235	Hayden	Skinner	South Essex Gymnastics	Westminster	6.5	14.350	3	4.3	12.400	16 =	0.0	0.000	35 =	5.2	14.250	5	0.0	0.000	37 =	0.0	0.000	35 =	41.000	34
271	Courtney	Tulloch	Pegasus Gymnastics	Westminster	5.6	13.250	13 =	0.0	0.000	38 =	6.2	12.850	12	5.2	14.100	8 =	0.0	0.000	37 =	0.0	0.000	35 =	40.200	35
233	Brinn	Bevan	South Essex Gymnastics	Westminster	0.0	0.000	36 =	5.9	13.550	5	5.4	13.550	4	0.0	0.000	37 =	5.8	12.750	18	0.0	0.000	35 =	39.850	36
240	Slavomir	Michnak	Slovak Gymnastics Federation	Westminster	0.0	0.000	36 =	5.9	13.850	4	0.0	0.000	35 =	0.0	0.000	37 =	4.9	13.150	15 =	4.4	12.650	14	39.650	37
246	Timothy	McCarthy	Woking Gymnastics	Westminster	0.0	0.000	36 =	4.4	12.250	18	0.0	0.000	35 =	4.4	11.900	33	3.9	12.350	19 =	0.0	0.000	35 =	36.500	38
264	Jordan	Papadre	New South Wales	Westminster	0.0	0.000	36 =	0.0	0.000	38 =	0.0	0.000	35 =	0.0	0.000	37 =	4.4	12.200	22	4.3	10.400	31	22.600	39
256	Andreas	Lepore	Gymnastics Victoria	Westminster	3.9	10.600	32	4.0	9.900	32	0.0	0.000	35 =	0.0	0.000	37 =	0.0	0.000	37 =	0.0	0.000	35 =	20.500	40

# 2019 LG LO+LDO

## MAG



236	Max	Whitlock MBE	South Essex Gymnastics	Westminster	0.0	0.000	36 =	7.0	15.600	1	0.0	0.000	35 =	0.0	0.000	37 =	0.0	0.000	37 =	0.0	0.000	35 =	15.600	41
244	Lorenzo	Carrozzo	Woking Gymnastics	Westminster	0.0	0.000	36 =	4.2	11.050	29	0.0	0.000	35 =	0.0	0.000	37 =	0.0	0.000	37 =	0.0	0.000	35 =	11.050	42

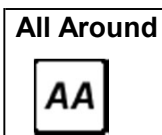
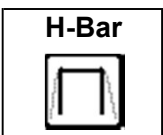
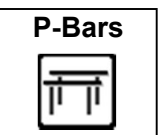
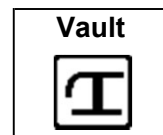
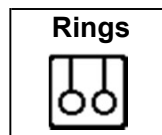
### Westminster Disability

No	Name	Club	Comp	D	FX		D	PH		D	SR		D	VT1		D	PB		D	HB		AA		
262	Oliver	Kettleborough	Notts Gymnastics Academy	Westminster Disability	4.0	11.750	1	1.6	3.550	1	2.4	10.100	1	4.0	12.500	1	2.4	10.650	1	1.4	1.600	1	50.150	1

### Westminster Shield

No	Name	Club	Comp	D	FX		D	PH		D	SR		D	VT1		D	PB		D	HB		AA		
282	Giarnni	Regini-Moran	Europa Gym Centre	Westminster Shield	5.8	12.350	1	5.3	12.700	1	4.6	13.000	1	5.6	14.500	1	6.3	14.750	1	5.2	13.750	1	81.050	1
278	Michael	O'Neill	Heathrow Gym	Westminster Shield	4.3	11.200	2	3.4	11.250	2	3.6	11.500	2	4.0	12.950	2	3.5	12.250	2	2.8	11.200	2	70.350	2


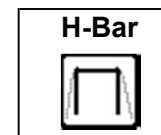
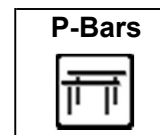
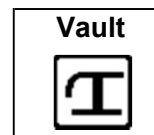
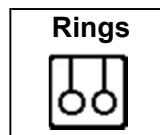
# 2019 LG LO+LDO MAG



Westminster AA

No	Name	Club	Comp	D	FX		D	PH		D	SR		D	VT1		D	PB		D	HB		AA		
276	Joe	Fraser	City of Birmingham Gym	Westminster AA	5.8	13.900	6	6.0	13.300	5	5.8	14.150	1	5.2	14.200	5	6.2	14.100	5	5.7	14.250	1	83.900	1
273	James	Hall	Pegasus Gymnastics	Westminster AA	5.7	14.150	4	5.9	14.300	2	5.6	14.000	2	5.2	14.200	5	6.1	14.850	1	5.0	11.650	15	83.150	2
282	Giarnni	Regini-Moran	Europa Gym Centre	Westminster AA	5.8	12.350	16	5.3	12.700	9	4.6	13.000	7	5.6	14.500	2	6.3	14.750	2	5.2	13.750	2	81.050	3
274	Joshua	Nathan	City of Birmingham Gym	Westminster AA	5.5	13.050	12	6.4	14.050	3	4.1	12.900	8	4.8	13.500	15	5.4	13.650	8	4.7	13.350	4	80.500	4
245	Jamie	Lewis	Woking Gymnastics	Westminster AA	5.8	13.900	7	5.0	12.150	17	5.0	13.800	3	5.2	14.300	3	5.0	13.000	11	5.1	13.200	5	80.350	5
275	Dominick	Cunningham	City of Birmingham Gym	Westminster AA	6.1	14.650	1	5.1	12.650	10	5.6	12.750	11	5.0	13.750	10	5.2	13.450	10	4.9	13.100	6	80.350	5
284	Jake	Jarman	Huntingdon Olympic Gymnastics	Westminster AA	6.1	14.100	5	5.2	13.200	6	4.4	12.000	17	5.6	15.250	1	5.5	13.500	9	4.8	12.200	12	80.250	7
268	Joe	Cemlyn-Jones	Falcons Gym Academy	Westminster AA	5.6	13.850	8	5.1	12.650	10	5.1	13.300	6	4.8	13.750	10	5.0	13.700	7	4.6	12.900	7	80.150	8
272	Frank	Baines	Pegasus Gymnastics	Westminster AA	5.7	14.350	3	5.7	13.000	7	4.2	12.400	15	5.2	12.750	22	5.8	14.400	3	5.4	12.800	8	79.700	9
279	Hamish	Carter	University of Illinois	Westminster AA	5.4	11.650	20	4.8	12.800	8	4.5	13.300	5	4.8	13.750	10	5.2	14.000	6	5.2	13.600	3	79.100	10
234	Reiss	Beckford	South Essex Gymnastics	Westminster AA	5.4	12.050	18	4.7	12.450	12	5.1	12.800	10	4.6	13.400	16	5.4	14.250	4	4.6	10.250	19	75.200	11
247	Elliott	Cooper	City Of Manchester	Westminster AA	4.5	12.650	13	4.6	12.200	16	5.4	12.450	13	4.8	13.150	18	5.0	11.600	18	4.4	12.150	13	74.200	12
281	Josh	Cook	YMCA Barry Gymnastics	Westminster AA	5.6	12.550	14	4.9	11.800	18	4.8	12.150	16	5.2	13.650	13	4.7	10.950	19	4.8	12.000	14	73.100	13
251	Kelvin	Cham	City of Glasgow	Westminster AA	5.3	13.600	9	4.0	9.250	23	4.4	12.400	14	4.0	13.050	19	4.8	10.100	21	3.7	12.750	9	71.150	14
278	Michael	O'Neill	Heathrow Gym	Westminster AA	4.3	11.200	22	3.4	11.250	19	3.6	11.500	19	4.0	12.950	21	3.5	12.250	15	2.8	11.200	16	70.350	15
253	Adam	Logan	City of Glasgow	Westminster AA	4.7	12.450	15	3.2	10.450	22	3.3	10.300	21	4.8	13.550	14	3.5	11.750	17	3.3	11.200	17	69.700	16
254	Cameron	Aird	Regent Gym	Westminster AA	3.4	11.450	21	2.8	8.550	24	3.4	11.450	20	3.2	11.300	24	2.5	10.800	20	2.7	10.700	18	64.250	17
238	Owen	Print	Rugby Gymnastics	Westminster AA	5.5	13.200	11	0.0	0.000	25	5.4	11.600	18	5.2	13.050	20	4.3	12.350	13	3.0	10.100	20	60.300	18
277	Donell	Osbourne	City of Birmingham Gym	Westminster AA	5.2	12.050	18	0.0	0.000	25	4.4	12.600	12	5.2	14.100	7	0.0	0.000	23	4.6	12.700	10	51.450	19
252	David	Weir	City of Glasgow	Westminster AA	0.0	0.000	23	3.2	11.050	21	2.1	4.100	22	4.8	13.850	9	3.8	8.650	22	3.6	12.550	11	50.200	20
280	Emil	Barber	Swansea Gymnastics Centre	Westminster AA	5.5	12.250	17	4.5	12.400	13	0.0	0.000	23	5.2	13.200	17	4.0	12.000	16	0.0	0.000	21	49.850	21
235	Hayden	Skinner	South Essex Gymnastics	Westminster AA	6.5	14.350	2	4.3	12.400	13	0.0	0.000	23	5.2	14.250	4	0.0	0.000	23	0.0	0.000	21	41.000	22
271	Courtney	Tulloch	Pegasus Gymnastics	Westminster AA	5.6	13.250	10	0.0	0.000	25	6.2	12.850	9	5.2	14.100	7	0.0	0.000	23	0.0	0.000	21	40.200	23
233	Brinn	Bevan	South Essex Gymnastics	Westminster AA	0.0	0.000	23	5.9	13.550	4	5.4	13.550	4	0.0	0.000	25	5.8	12.750	12	0.0	0.000	21	39.850	24
246	Timothy	McCarthy	Woking Gymnastics	Westminster AA	0.0	0.000	23	4.4	12.250	15	0.0	0.000	23	4.4	11.900	23	3.9	12.350	13	0.0	0.000	21	36.500	25
236	Max	Whitlock MBE	South Essex Gymnastics	Westminster AA	0.0	0.000	23	7.0	15.600	1	0.0	0.000	23	0.0	0.000	25	0.0	0.000	23	0.0	0.000	21	15.600	26
244	Lorenzo	Carrozzo	Woking Gymnastics	Westminster AA	0.0	0.000	23	4.2	11.050	20	0.0	0.000	23	0.0	0.000	25	0.0	0.000	23	0.0	0.000	21	11.050	27

# 2019 LG LO+LDO MAG



Westminster Int

No	Name	Club	Comp	D	FX		D	PH		D	SR		D	VT1		D	PB		D	HB		AA		
249	Kenya	Kosakai	Niigata University of Management	Westminster Int	5.1	13.700	2	4.3	12.400	3	5.3	13.200	1	5.2	14.400	1	5.4	13.450	3	4.5	13.150	2	80.300	1
242	Pietro	Giachino	Norwegian Gymnastics Federation	Westminster Int	5.2	13.250	4	5.0	12.950	2	4.5	12.800	4	4.0	13.100	5	5.1	13.550	2	5.5	12.750	3	78.400	2
248	Shintaro	Orita	Niigata University of Management	Westminster Int	5.0	13.050	5	4.6	11.400	8	5.1	13.200	2	4.8	13.200	4	4.9	13.250	4	4.8	13.500	1	77.600	3 =
243	Stian	Skjerhaug	Norwegian Gymnastics Federation	Westminster Int	5.6	14.400	1	5.3	11.950	4	4.5	12.850	3	4.8	12.900	6 =	5.1	13.650	1	4.5	11.850	8	77.600	3 =
241	Odin	Kalvoe	Norwegian Gymnastics Federation	Westminster Int	5.4	13.600	3	4.9	11.850	6	3.7	12.050	6	4.8	13.300	2	4.4	13.150	5 =	4.0	12.450	5	76.400	5
250	Kazuki	Ishihara	Niigata University of Management	Westminster Int	4.9	11.600	7	4.6	11.750	7	4.5	11.050	7	4.8	13.250	3	4.5	11.750	9	4.3	12.200	6	71.600	6
265	Adam	Rusgnach	New South Wales	Westminster Int	4.4	10.600	9	4.7	11.900	5	3.9	10.550	8	3.2	12.100	9	3.8	11.700	10	4.2	10.850	12	67.700	7
257	Scott	Young	Gymnastics Victoria	Westminster Int	3.7	11.650	6	2.4	9.650	12	3.5	10.200	10	3.2	11.850	12	3.1	11.350	12	3.2	11.750	9	66.450	8
259	Phil	Stewart	Gymnastics Victoria	Westminster Int	4.5	9.600	13	3.5	11.100	9	4.1	9.050	11	3.2	12.250	8	3.7	12.150	8	3.8	11.300	11	65.450	9
266	Rasmus	Breth-Peterson	New South Wales	Westminster Int	3.9	10.300	12	2.7	7.750	13	3.1	10.500	9	3.2	12.050	10	3.2	11.500	11	3.5	11.900	7	64.000	10
258	William	Shurey	Gymnastics Victoria	Westminster Int	3.9	10.500	11	4.4	9.850	11	3.4	8.450	12	2.8	11.850	11	3.6	11.150	13	3.1	9.950	14	61.750	11
263	Joseph	D'Souza-Bullman	New South Wales	Westminster Int	4.7	11.450	8	0.0	0.000	14 =	4.1	12.100	5	4.8	12.900	6 =	2.9	10.600	14	3.1	11.350	10	58.400	12
240	Slavomir	Michnak	Slovak Gymnastics Federation	Westminster Int	0.0	0.000	14 =	5.9	13.850	1	0.0	0.000	13 =	0.0	0.000	13 =	4.9	13.150	5 =	4.4	12.650	4	39.650	13
264	Jordan	Papadre	New South Wales	Westminster Int	0.0	0.000	14 =	0.0	0.000	14 =	0.0	0.000	13 =	0.0	0.000	13 =	4.4	12.200	7	4.3	10.400	13	22.600	14
256	Andreas	Lepore	Gymnastics Victoria	Westminster Int	3.9	10.600	10	4.0	9.900	10	0.0	0.000	13 =	0.0	0.000	13 =	0.0	0.000	15 =	0.0	0.000	15 =	20.500	15